

Monthly fact sheet

31 December 2011



CALEDONIA
INVESTMENTS

Caledonia is one of the UK's largest investment trusts and is self-managed. We aim to be a core investment for those seeking a store of increasing value and an increasing dividend, by investing for the longer term in a range of assets.

Our ability to identify opportunities through our extensive network, invest in significant stakes for the longer term and involve ourselves with the managements of investee companies underpins our investment approach.

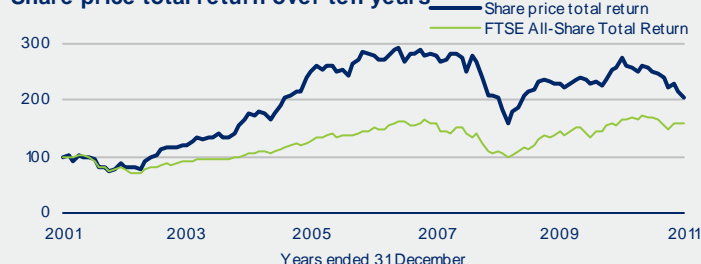
Review

During the month, we invested a total of £33.7m and realised £23.5m. Investments included £24.0m through our Unquoted pool for a 20% preferred equity stake in Bowers & Wilkins, a private UK company engaged in the design, manufacture and distribution of high-end audio equipment. Realisations included £14.6m from the sale of Novae, the UK listed wholesale insurance underwriter, from our Quoted pool and £5.0m from the sale of Edinmore Investments subsidiaries, which hold commercial properties, from our Property pool.

At the month end, cash and other items totalled -£3.0m, including £13.5m of cash and a £6.7m accrual for the interim dividend of 11.7p per share, declared on 22 November 2011. The dividend was paid on 5 January 2012 to shareholders registered on 9 December 2011. Also at the month end, £35.0m of debt had been drawn against our £100m revolving credit facilities.

During the month, we purchased for cancellation a further 154,500 of our own shares for a total consideration of £2.2m.

Share price total return over ten years



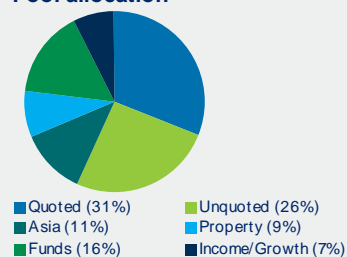
NAV per share over five years



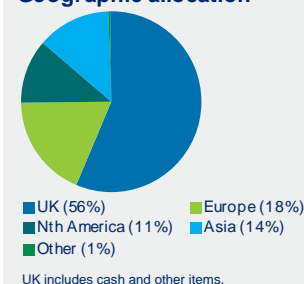
Ten largest holdings

Name	Business	£m	%
Close Brothers	Financial services	121.7	11.0
British Empire Securities	Investment trust	85.9	7.8
Cobepa	Investment company	84.6	7.7
Bristow Group	Helicopter services	74.3	6.7
AG Barr	Soft drinks	40.2	3.6
Avanti Communications	Satellite communications	36.8	3.3
London & Stamford Property	Property investment	36.2	3.3
Oval	Insurance broking	32.2	2.9
Satellite Information Services	Broadcasting services	29.2	2.7
Capital Today China	Private equity funds	28.1	2.5
		569.2	51.5
Other investments		539.9	48.8
Cash and other items		(3.0)	(0.3)
Total assets		1,106.1	100.0
Borrowings		(35.0)	
Net assets		1,071.1	

Pool allocation



Geographic allocation



Performance

	Value at 31/12/11	Cumulative change % 5 years	10 years
NAV per share (p)	1850	(12.7)	
FTSE All-Share	2858	(11.3)	
NAV vs FTSE All-Share		(1.4)	
Share price (p)	1365	(34.4)	63.0
Share price total return ('TSR')		(27.4)	103.5
FTSE All-Share Total Return		6.2	59.5
TSR vs FTSE All-Share		(33.6)	44.0

NAV per share is calculated on a diluted, cum-income basis.
Source: Caledonia Investments plc and FTSE/Datastream.

Investor information

Sector Global Growth
Fund type Investment Trust
Listing London Stock Exchange (SEDOL 0163992, TIDM CLDN)
New Zealand Exchange (code CDN)
Investing Direct, Caledonia Savings Scheme and ISA
Contact Cayzer House, 30 Buckingham Gate, London SW1E 6NN
tel 020 7802 8080, fax 020 7802 8090
email enquiries@caledonia.com, web www.caledonia.com

Caledonia Investments plc

All figures as at 31 December 2011. All sources Caledonia Investments plc unless otherwise stated. The price of shares and the income from them may go down as well as up. Past performance is no indication of future performance. Under no circumstances should this information be considered as an offer, or solicitation, to deal in investments.