

Monthly fact sheet

31 May 2010



CALEDONIA
INVESTMENTS

Caledonia is one of the UK's largest investment trusts and is self-managed. We aim to be a core investment for those seeking a store of increasing value, by investing for the longer term in a range of assets.

Our ability to identify opportunities through our extensive network, invest in significant stakes and involve ourselves with the managements of investee companies underpins our investment approach, through which we seek to deliver both a long term shareholder return in excess of the FTSE All-Share Total Return and a positive total return over rolling five year periods, whilst maintaining a progressive annual dividend.

Review

During the month, we invested £0.3m, principally through fund drawdowns, and realised £4.9m, largely from fund distributions.

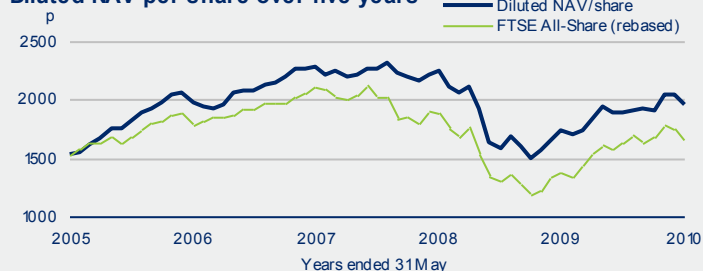
From 1 April 2010 until 18 May 2010, being the close period prior to the announcement of our annual results on 19 May 2010, we gave an irrevocable mandate to our broker, J.P. Morgan Securities, to purchase the company's shares on our behalf, within certain parameters. During the month, 9,000 shares were purchased under this mandate at a weighted average price of 1623p per share and the shares purchased will be held in treasury.

At the end of the month, net liquidity totalled £13.3m.

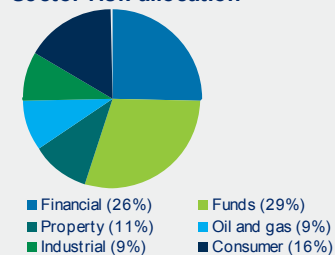
Total return over ten years



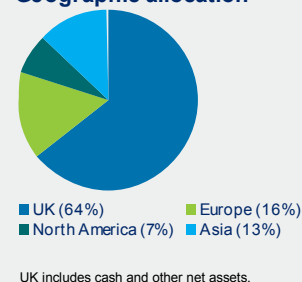
Diluted NAV per share over five years



Sector risk allocation



Geographic allocation



Ten largest holdings

Name	Business	£m	%
Close Brothers	Merchant banking	140.5	12.3
British Empire Securities	Investment trust	116.3	10.2
Cobepa	Investment company	69.0	6.0
Avanti Communications	Satellite communications	60.4	5.3
Bristow Group	Helicopter services	54.7	4.8
Oval	Insurance broking	43.9	3.8
London & Stamford Property	Property investment	38.4	3.4
Eddington Capital funds	Funds of hedge funds	36.2	3.2
AG Barr	Soft drinks	31.8	2.8
Dewan Housing Finance	Housing finance	31.2	2.7
		622.4	54.5
Other investments		515.6	45.1
Cash and other net assets		5.0	0.4
Net assets		1,143.0	100.0

Performance

	Value at 31/05/10	Cumulative change % 5 yr	Cumulative change % 10 yr
Diluted NAV per share (p)	1963	28.7	n/a
Share price (p)	1615	19.0	136.6
FTSE All-Share	2673	7.6	(11.4)
Share price total return		32.3	233.3
FTSE All-Share Total Return		28.6	23.2
Relative performance TSR		+ 3.7	+ 210.1
Relative performance NAV		+ 21.1	n/a

NAV per share is calculated on a cum-income basis.

Source: Caledonia Investments plc and FTSE/Datastream.

Investor information

Sector	Global Growth
Fund type	Investment Trust
Listing	London Stock Exchange (SEDOL 0163992, TIDM CLDN) New Zealand Exchange (code CDN)
Investing Contact	Direct, Caledonia Savings Scheme and ISA Cayzer House, 30 Buckingham Gate, London SW1E 6NN tel 020 7802 8080, fax 020 7802 8090 email enquiries@caledonia.com, web www.caledonia.com

Caledonia Investments plc

All figures as at 31 May 2010. All sources Caledonia Investments plc unless otherwise stated. The price of shares and the income from them may go down as well as up. Past performance is no indication of future performance. Under no circumstances should this information be considered as an offer, or solicitation, to deal in investments.