

Monthly fact sheet

31 August 2008



CALEDONIA
INVESTMENTS

Caledonia is one of the UK's largest investment trusts and is self-managed. We aim to be a core investment for those seeking a store of increasing value, by investing for the longer term in a range of assets.

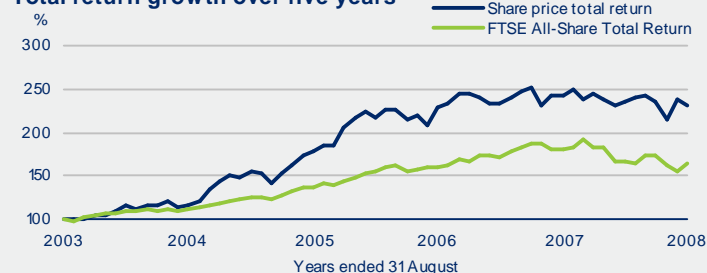
Our ability to identify opportunities through our extensive network, invest in significant stakes and involve ourselves with the managements of investee companies underpins our investment approach, through which we seek to deliver both a long term shareholder return in excess of the FTSE All-Share Total Return and a positive total return over rolling five year periods, whilst maintaining a progressive annual dividend.

Review

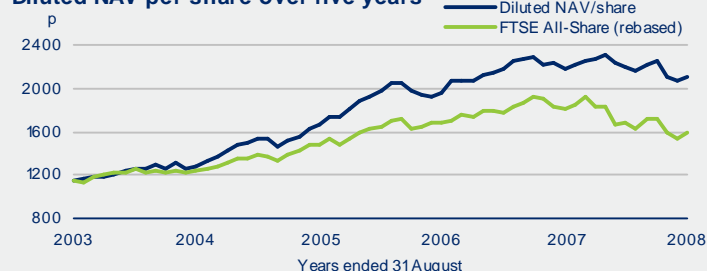
During the month, we invested a total of £7.7m and realised £1.3m. We invested a further £2.0m in Tribal, the UK listed provider of consultancy, support and delivery services to the public sector, increasing our stake to 11.8%. We invested a further £1.5m in Serica Energy, the AIM-quoted oil and gas exploration and production company with activities located principally in the UK North Sea, Ireland and South East Asia, increasing our stake to 14.4%. We also invested £3.1m in fund drawdowns and £1.1m in other follow-on situations. During the month, we received £1.3m in loan repayments from Ermitage, the Jersey-based fund of hedge funds manager in which we hold a 60.0% stake.

During the month, the final dividend in respect of the year ended 31 March 2008 of £13.0m was paid and, at the end of the month, net liquidity totalled £15.2m.

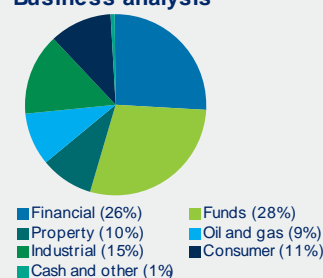
Total return growth over five years



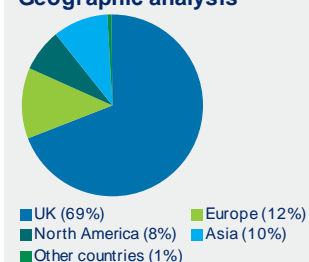
Diluted NAV per share over five years



Business analysis



Geographic analysis



Ten largest holdings

Name	Business	£m	%
British Empire Securities	Investment trust	133.0	10.8
Close Brothers	Merchant banking	123.8	10.1
Oval	Insurance broking	65.9	5.4
Bristow Group	Helicopter services	52.4	4.3
Cobepa	Investment company	51.5	4.2
TGE Marine	Gas engineering	47.4	3.8
Melrose Resources	Oil and gas E&P	43.9	3.6
Rathbone Brothers	Fund management	41.4	3.4
Eddington Capital funds	Funds of hedge funds	38.5	3.1
Polar Capital funds	Hedge and long-only funds	34.1	2.8
		631.9	51.5
Other investments		586.5	47.8
Cash and other net assets		8.5	0.7
Net assets		1,226.9	100.0

Caledonia Investments plc

All figures as at 31 August 2008. All sources Caledonia Investments plc unless otherwise stated. The price of shares and the income from them may go down as well as up. Past performance is no indication of future performance. Under no circumstances should this information be considered as an offer, or solicitation, to deal in investments.

Performance

	Value at 31/08/08	Cumulative change %	
		5 yr	10 yr
Diluted NAV per share (p)	2101		
Share price (p)	1941		
FTSE All-Share	2869		
Share price total return		131.3	253.3
FTSE All-Share Total Return		63.9	59.0
Outperformance		67.4	194.3

NAV per share is calculated on a cum-income basis.
Source: Caledonia Investments plc and FTSE/Datastream.

Investor information

Sector Global Growth
Fund type Investment Trust
Listing London Stock Exchange (SEDOL 0163992, TIDM CLDN)
New Zealand Exchange (code CDN)
Investing Direct, savings scheme, ISA, PEP/ISA qualifying
Contact Cayzer House, 30 Buckingham Gate, London SW1E 6NN
tel 020 7802 8080, fax 020 7802 8090
email enquiries@caledonia.com, web www.caledonia.com