

Monthly fact sheet

29 February 2008



CALEDONIA
INVESTMENTS

Caledonia is one of the UK's largest investment trusts and is self-managed. We aim to be a core investment for those seeking a store of increasing value, by investing for the longer term in a range of assets.

Our ability to identify opportunities through our extensive network, invest in significant stakes and involve ourselves with the managements of investee companies underpins our investment approach, through which we seek to deliver both a long term shareholder return in excess of the FTSE All-Share Total Return and a positive total return over rolling five year periods, whilst maintaining a progressive annual dividend.

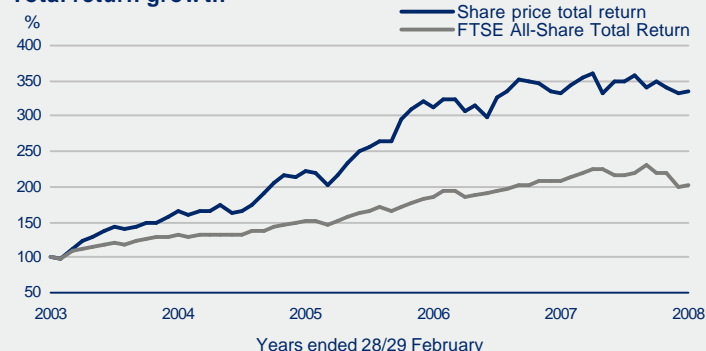
Review

During the month, we invested a total of £7.2m and realised £7.6m. The investment of £7.2m comprised a number of follow-on situations. We realised £3.9m on the redemption of part of our investment in the Polar Capital Lotus fund. We received a £3.4m capital distribution from St Lawrence Properties, a wholly-owned property investment company, subsequent to the recent sale of its remaining property. We also realised £0.3m from fund distributions.

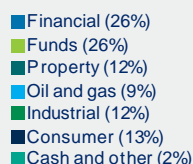
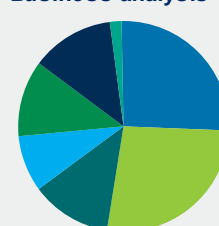
The month end valuation of our FTSE 250 index put options, purchased for an aggregate cost of £12.0m by a wholly-owned subsidiary to hedge part of our portfolio against weakening in the UK equity market, was £17.5m, net of a tax provision of £2.2m.

At the end of the month, net liquidity totalled £39.8m.

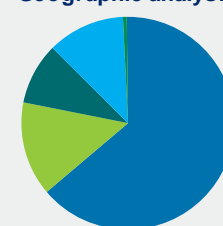
Total return growth



Business analysis



Geographic analysis



Ten largest holdings

Name	Business	£m	%
British Empire Securities	Investment trust	132.3	10.3
Close Brothers	Merchant banking	118.3	9.2
Quintain Estates	Property investor/developer	57.5	4.5
Oval	Insurance broking	56.9	4.4
Bristow Group	Helicopter services	54.2	4.2
Cobepa	Investment company	45.6	3.6
Rathbone Brothers	Fund management	44.2	3.5
Melrose Resources	Oil and gas exploration	37.2	2.9
Polar Capital funds	Hedge funds	33.8	2.6
TGE Gas Engineering	Gas engineering	32.3	2.5
		612.3	47.7
Other investments		644.7	50.3
Cash and other net assets		25.2	2.0
Net assets		1,282.2	100.0

Caledonia Investments plc

All figures as at 29 February 2008. All sources Caledonia Investments plc unless otherwise stated. The price of shares and the income from them may go down as well as up. Past performance is no indication of future performance. Under no circumstances should this information be considered as an offer, or solicitation, to deal in investments.

Performance

	Value at 29/02/08	Cumulative change % 5 yr	10 yr
NAV per share – undiluted (p)	2223		
NAV per share – diluted (p)	2197		
Share price (p)	1994		
FTSE All-Share	3013		
Share price total return		235.9	250.7
FTSE All-Share Total Return		101.6	50.5
Outperformance		134.3	200.2

NAV's per share are calculated on a cum-income basis.
Source: Caledonia Investments plc and FTSE/Datastream.

Investor information

Sector	Global Growth
Fund type	Investment Trust
Listing	London Stock Exchange (SEDOL 0163992, TIDM CLDN) New Zealand Exchange (code CDN)
Investing Contact	Direct, savings plan, ISA, PEP/ISA qualifying Cayzer House, 30 Buckingham Gate, London SW1E 6NN tel 020 7802 8080, fax 020 7802 8090 email enquiries@caledonia.com, web www.caledonia.com