

# Monthly fact sheet

31 March 2007



**CALEDONIA**  
INVESTMENTS

Caledonia is one of the UK's largest investment trusts and is self-managed. We aim to be a core investment for those seeking a store of increasing value, by investing for the longer term in a range of assets.

Our ability to identify opportunities through our extensive network, invest in significant stakes and involve ourselves with the managements of investee companies underpins our investment approach, through which we seek to deliver both a long term shareholder return in excess of the FTSE All-Share Total Return and a positive total return over rolling five year periods, whilst maintaining a progressive annual dividend.

## Review

During the month, we invested a total of £33.2m and realised £17.1m. We invested £11.0m for a 9.3% stake in Begbies Traynor, the UK AIM-listed corporate rescue and recovery specialists. We advanced a further £6.8m of loan stock into TGE Gas Engineering, the private German provider of turnkey design and build solutions for gas storage and transportation, in which we hold a 49.9% stake. We invested £4.9m for a 19.5% stake in Marwadi Shares and Finance, the private Indian stock and commodity broker. We also invested £8.6m in other new and follow-on situations and £1.9m in private equity funds. We realised £9.6m from the sale of most of our remaining holding in Savills, the UK listed property agency. We received £1.8m of deferred consideration from the sale of our holding in Wallem, the Hong Kong based shipping services group, in March 2006. We also realised £3.0m from other disposals and £2.7m in distributions from private equity partnerships.

During the month, we bought into treasury 40,000 of our own shares at an average price of 1976p. These purchases were at an estimated discount to NAV per share of over 8%.

At the end of the month, net liquidity totalled £108.2m.

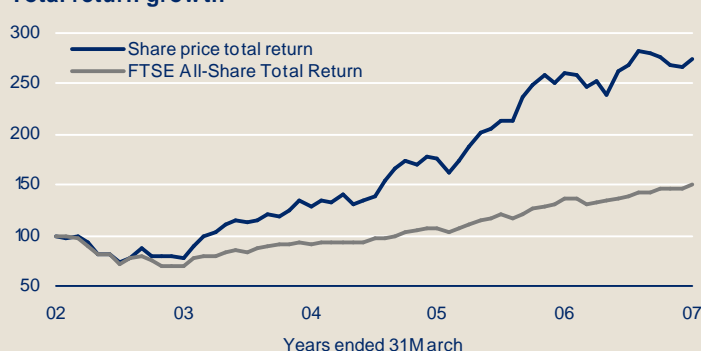
## Ten largest holdings

Name	Business	£m	%
Close Brothers	Merchant bank	182.2	13.8
British Empire	Investment trust	137.3	10.4
Quintain Estates	Property developer	84.6	6.4
Rathbone Brothers	Fund manager	59.8	4.5
Polar Capital funds	Managed funds	47.4	3.6
Bristow Group	Helicopter services	38.8	2.9
Melrose Resources	Oil and gas exploration	37.5	2.8
Cobepa	Investment company	35.9	2.7
Oval	Insurance broking	32.6	2.4
Satellite Information Services	Betting information	25.9	2.0
		682.0	51.5
Other investments		548.6	41.5
Net current assets		92.6	7.0
Net assets		1,323.2	100.0

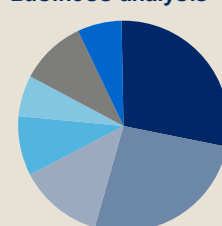
## Caledonia Investments plc

All figures as at 31 March 2007. All sources Caledonia Investments plc unless otherwise stated. The price of shares and the income from them may go down as well as up. Past performance is no indication of future performance. Under no circumstances should this information be considered as an offer, or solicitation, to deal in investments.

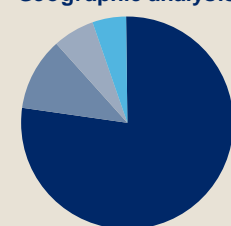
## Total return growth



## Business analysis



## Geographic analysis



## Performance

	Value at 31/03/07	Cumulative change % 5 yr	10 yr
NAV per share – undiluted (p)	2283		
NAV per share – diluted (p)	2258		
Share price (p)	2066		
FTSE All-Share	3283		
Share price total return		175.1	302.9
FTSE All-Share Total Return		51.2	109.2
Outperformance		123.9	193.7

Source: Caledonia Investments plc and FTSE/Datastream.

## Investor information

Sector Global Growth  
Fund type Investment Trust  
Listing London Stock Exchange (SEDOL 0163992, TIDM CLDN)  
New Zealand Exchange (code CDN)  
Investing Direct, savings plan, ISA, PEP/ISA qualifying  
Contact Cayzer House, 30 Buckingham Gate, London SW1E 6NN  
tel 020 7802 8080, fax 020 7802 8090  
email enquiries@caledonia.com, web www.caledonia.com