

# Monthly fact sheet

30 September 2006



**CALEDONIA**  
INVESTMENTS

Caledonia is one of the UK's largest investment trusts and is self-managed. We aim to be a core investment for those seeking a store of increasing value, by investing for the longer term in a range of assets.

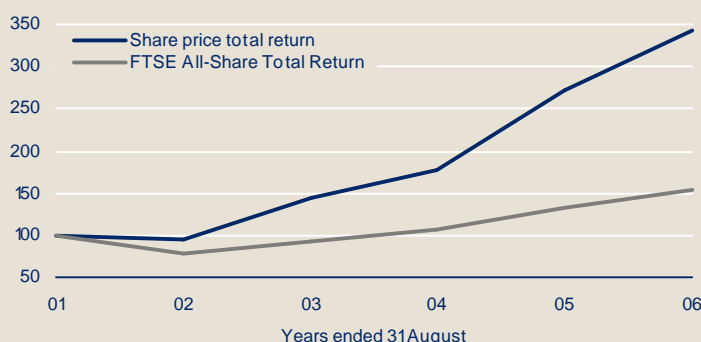
Our ability to identify opportunities through our extensive network, invest in significant stakes and involve ourselves with the managements of investee companies underpins our investment approach, through which we seek to deliver both a long term shareholder return in excess of the FTSE All-Share Total Return and a positive total return over rolling five year periods, whilst maintaining a progressive annual dividend.

## Review

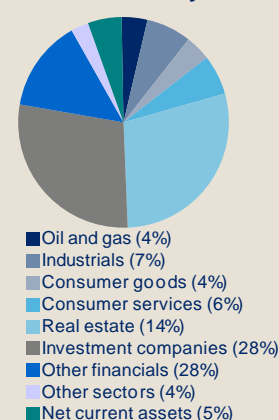
During the month, we invested a total of £17.3m and realised £132.4m. We invested a further £13.9m in Bristow Group, the NYSE listed helicopter services business. Of this, £8.0m (\$15.0m) was invested in Bristow's \$200m mandatory convertible preferred stock offering, to support the purchase of new aircraft, and £5.9m in common stock, increasing our holding to 6.9%. We invested a further £1.3m in private equity funds and £2.0m in other follow-on investments. We realised £131.0m (net of currency hedge gains of £5.9m) on the sale of our 8.0% stake in Kerzner International, on completion of its \$3.8bn buyout. We also realised £4.9m from Edinmore, our wholly owned property group, as a result of the sale of farming properties in Scotland. A number of fund and other realisations amounted to £2.4m.

As a result of the Kerzner International receipt, we repaid our short term borrowings and ended the month with net liquidity of £84.0m.

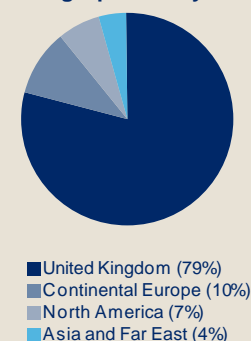
## Total return growth



## FTSE sector analysis



## Geographic analysis



## Ten largest holdings

Name	Business	£m	%
Close Brothers	Merchant bank	183.6	15.2
British Empire	Investment trust	134.2	11.1
Quintain Estates	Property developer	65.9	5.4
Rathbone Brothers	Fund manager	52.9	4.4
Polar Capital funds	Managed funds	48.1	4.0
Bristow Group	Helicopter services	38.7	3.2
Melrose Resources	Oil and gas exploration	34.6	2.9
Cobepa	Investment company	29.9	2.5
Edinmore	Property trading	29.3	2.4
Oval	Insurance broking	25.7	2.1
		642.9	53.2
Other investments		502.8	41.6
Net current liabilities		62.3	5.2
Net assets		1,208.0	100.0

## Caledonia Investments plc

All figures as at 30 September 2006. All sources Caledonia Investments plc unless otherwise stated. The price of shares and the income from them may go down as well as up. Past performance is no indication of future performance. Under no circumstances should this information be considered as an offer, or solicitation, to deal in investments.

## Performance

	Value at 30/09/06	Cumulative change % 5 yr	10 yr
NAV per share (p)	2083		
Share price (p)	2029		
FTSE All-Share	3050		
Share price total return		242.2	311.2
FTSE All-Share Total Return		53.2	110.2
Outperformance		189.0	201.0

Source: Caledonia Investments plc and FTSE/Datastream.

## Investor information

Sector	Global Growth
Fund type	Investment Trust
Listing	London Stock Exchange (SEDOL 0163992, TIDM CLDN) New Zealand Exchange (code CDN)
Investing Contact	Direct, savings plan, ISA, PEP/ISA qualifying Cayzer House, 30 Buckingham Gate, London SW1E 6NN tel 020 7802 8080, fax 020 7802 8090 email enquiries@caledonia.com, web www.caledonia.com